

Perform Properties

FORMERLY  SHOPCORE
PROPERTIES

THIS IS

THE SHOPS AT
SKYVIEW

YOU

PLACE

3.3 MILLION SF

Welcome to this 3.3 million SF mixed-use development comprised of desirable retail, luxury residences, and convenient medical offices in the heart of Flushing, NY.

THE SHOPS AT SKYVIEW


- 700,000 SF of multi-level retail and dining options, anchored by best-in-class value retailers

THE RESIDENCES & THE GRAND CONDOMINIUMS

- 1,100 luxury residences within 6 towers
- 24,000 SF of club house space
- 7 acres of green roof and amenity deck
- 2,500 space multi-level parking garage

SKYVIEW WELLNESS

- 50,000 SF of medical offices
- 32 medical condo units
- Services encompass doctors, dentists and wellness care



CAPTIVEAUDIENCE*

SHOPS AT SKYVIEW
12M
VISITORS
TO THE PROPERTY
ANNUALLY

SHOPS AT SKYVIEW
90
MINUTES
AVERAGE DWELL TIME

SHOPS AT SKYVIEW
1.4M
TRADE AREA
POPULATION

SKYVIEW RESIDENCES
3K+
RESIDENTS

GROWINGPOPULATION**

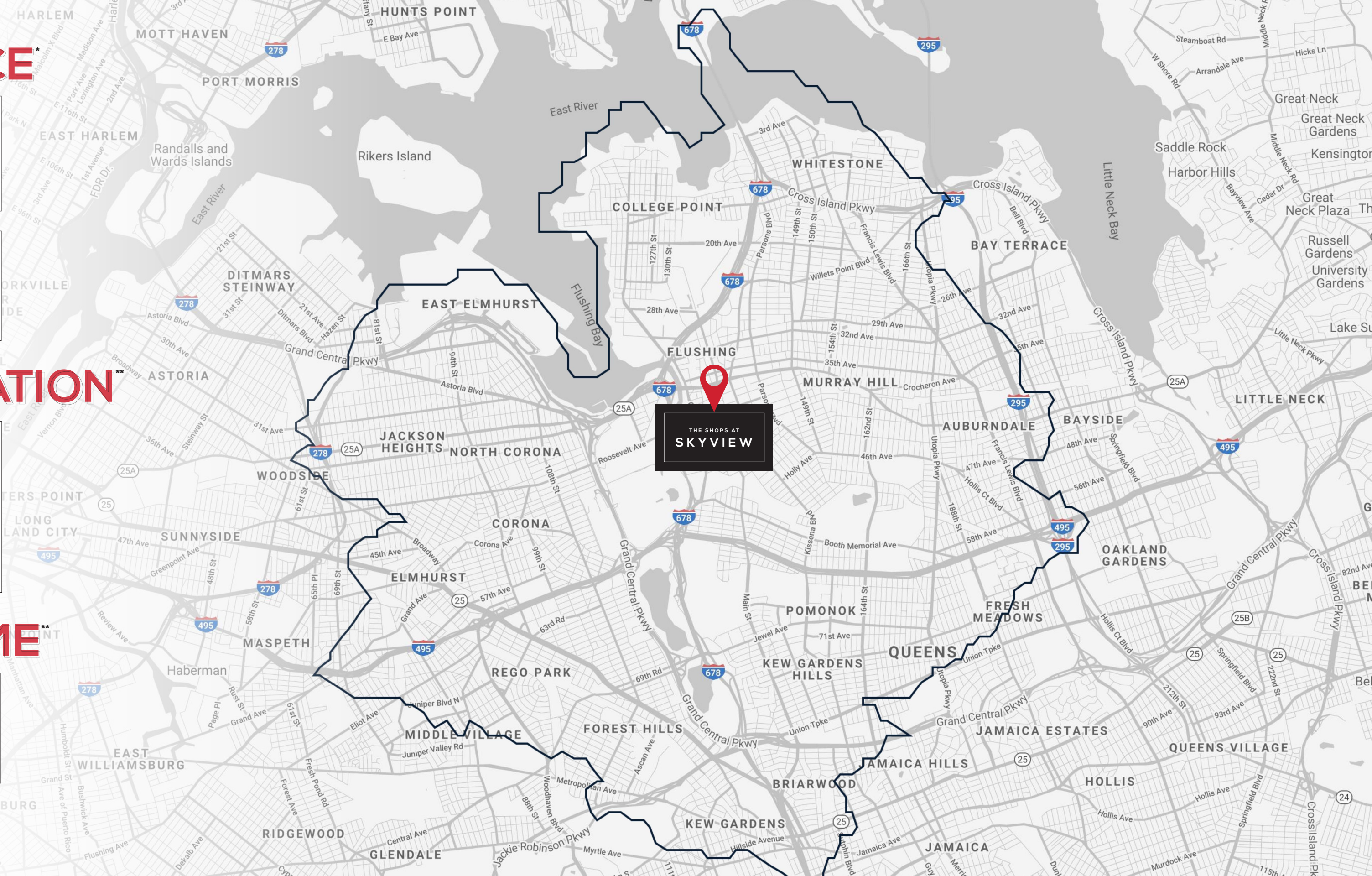
1-MILE: 93K
3-MILE: 770K
OUTPACES NATIONAL AVERAGE OF
HISPANIC AND ASIAN POPULATION

AVERAGE HHINCOME**

\$69K
(1-MILE RADIUS)

\$96K
(3-MILE RADIUS)

*Beonic Traffic Counters 2023 | **Creditnell 2023



ITS ALL **HERE**

LESS THAN 1 MILE FROM
THE NEW NYCFC
SOCCER STADIUM
(EXPECTED 2027)
25,000 seat stadium capacity

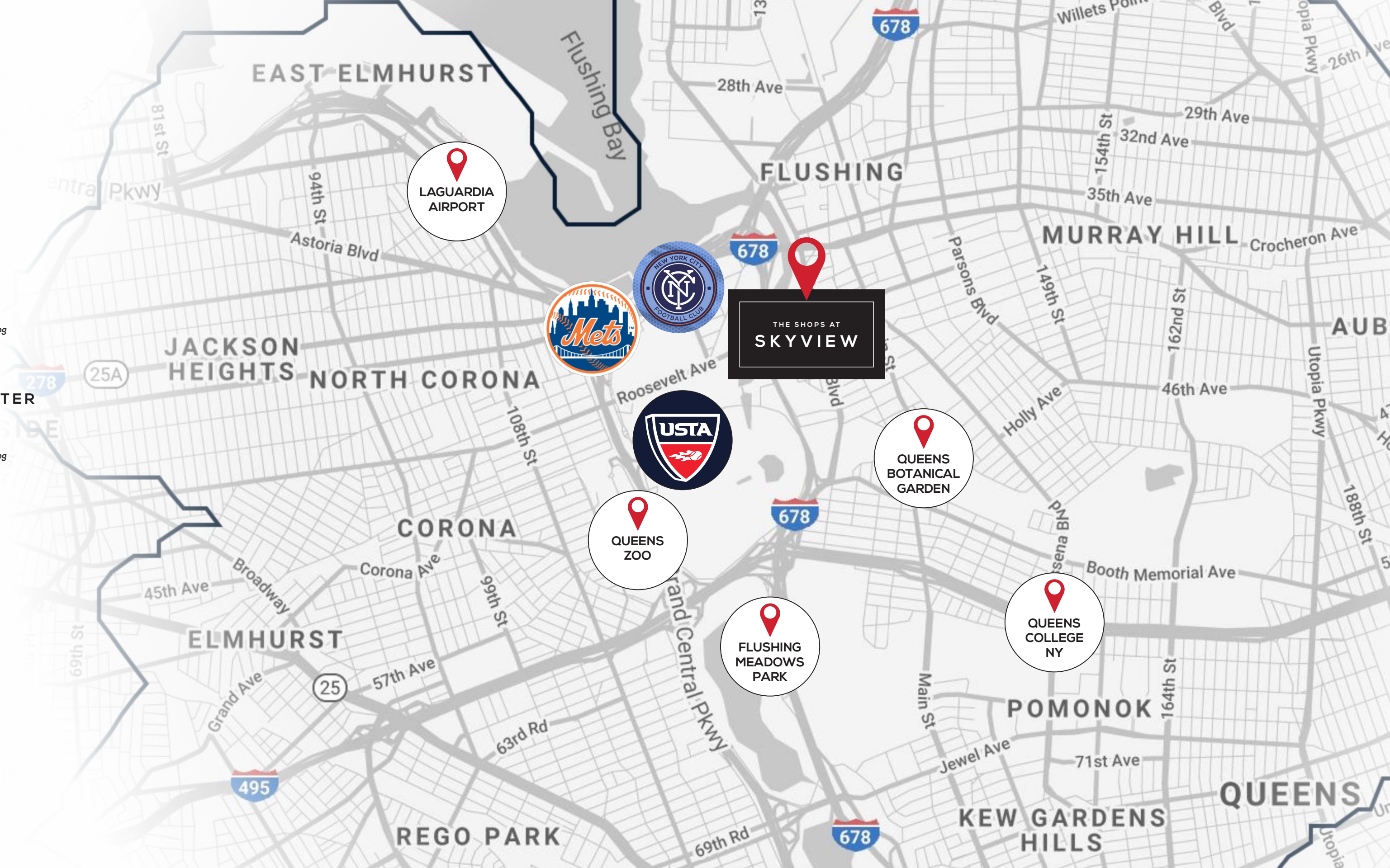
LESS THAN 1 MILE FROM
CITI FIELD STADIUM
2.5+ million visitors per year
41,992 seat stadium capacity
***Parking arrangement for overflow parking as well as employee parking*

LESS THAN 1 MILE FROM
USTA NATIONAL TENNIS CENTER
1 million + visitors per year
23,200 seat stadium capacity
***Parking arrangement for overflow parking as well as employee parking*

2 MINUTE DRIVE TO
FLUSHING MEADOWS
CORONA PARK
2+ million visitors per year

12 MINUTES FROM
LAGUARDIA AIRPORT
29 million passengers per year
Over 4,000 employees

NEIGHBORING QUEENS
AND JACKSON HEIGHTS
with populations of over 2 million



THE SHOPS AT
SKYVIEW

12
MILLION

ANNUAL VISITORS WITH AN AVERAGE
DWELL TIME OF 90 MINUTES

PREMIER **LOCATION**

5 MINUTES

**5-MINUTE WALK TO MTA AND
LONG ISLAND RAILROAD**

Highest trafficked subway station outside of Manhattan
Over 9 million riders stopping at Flushing-Main St (7 Line)
49 million annual rail commuters taking LIRR

**5-MINUTE WALK TO MAIN STREET/
FLUSHING AVENUE BUS STOP**

Bus stop adjacent to the center at Roosevelt and College Point
22 bus lines pass through/terminate in Downtown Flushing

OVER 165,000 VEHICLES PER DAY

on Van Wyck Expressway (I-678)
providing excellent access and visibility

EASY ACCESS

to all major local roadways with 2 parking garage
entry points and 3 pedestrian entrances

12 MINUTES FROM LAGUARDIA AIRPORT

with 29 million passengers per year
and over 4,000 employees

THE SHOPS AT
SKYVIEW

GROWING COMMUNITY

WILLETS POINT

25,000 seat soccer stadium
250-key hotel
2,500 residential units
650-seat school
Work started Q1'23



FLUSHING WATERFRONT DISTRICT

29 acres of Flushing Creek
2026 targeted completion
13 towers with 1,725 residential units,
including affordable housing
400K SF office and community space
287k SF retail space
879-key hotel

20,000
VPD

THE SHOPS AT
SKYVIEW

ROOSEVELT AVENUE

165,000
VPD



FLUSHING POINT PLAZA

Two residential towers (368 units)
2025 targeted completion
Private parking garage

LONG ISLAND RAILROAD

40TH ROAD

22,844
VPD

THE SHOPS AT
SKYVIEW



IN
RETAILERS
GOOD
COMPANY



SEPHORA



Marshalls





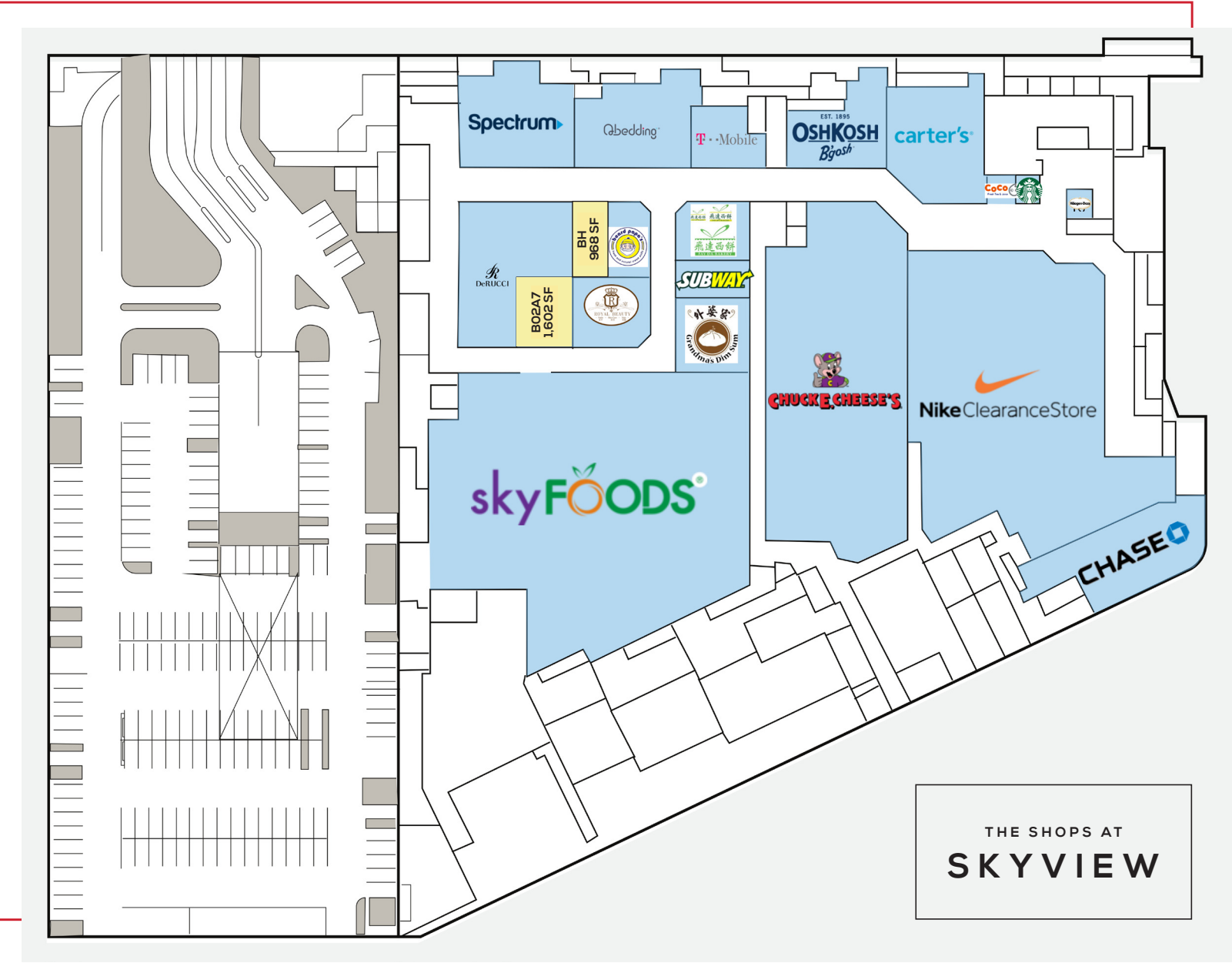
THE SHOPS AT
SKYVIEW

YOUR
PLACE REIMAGINED

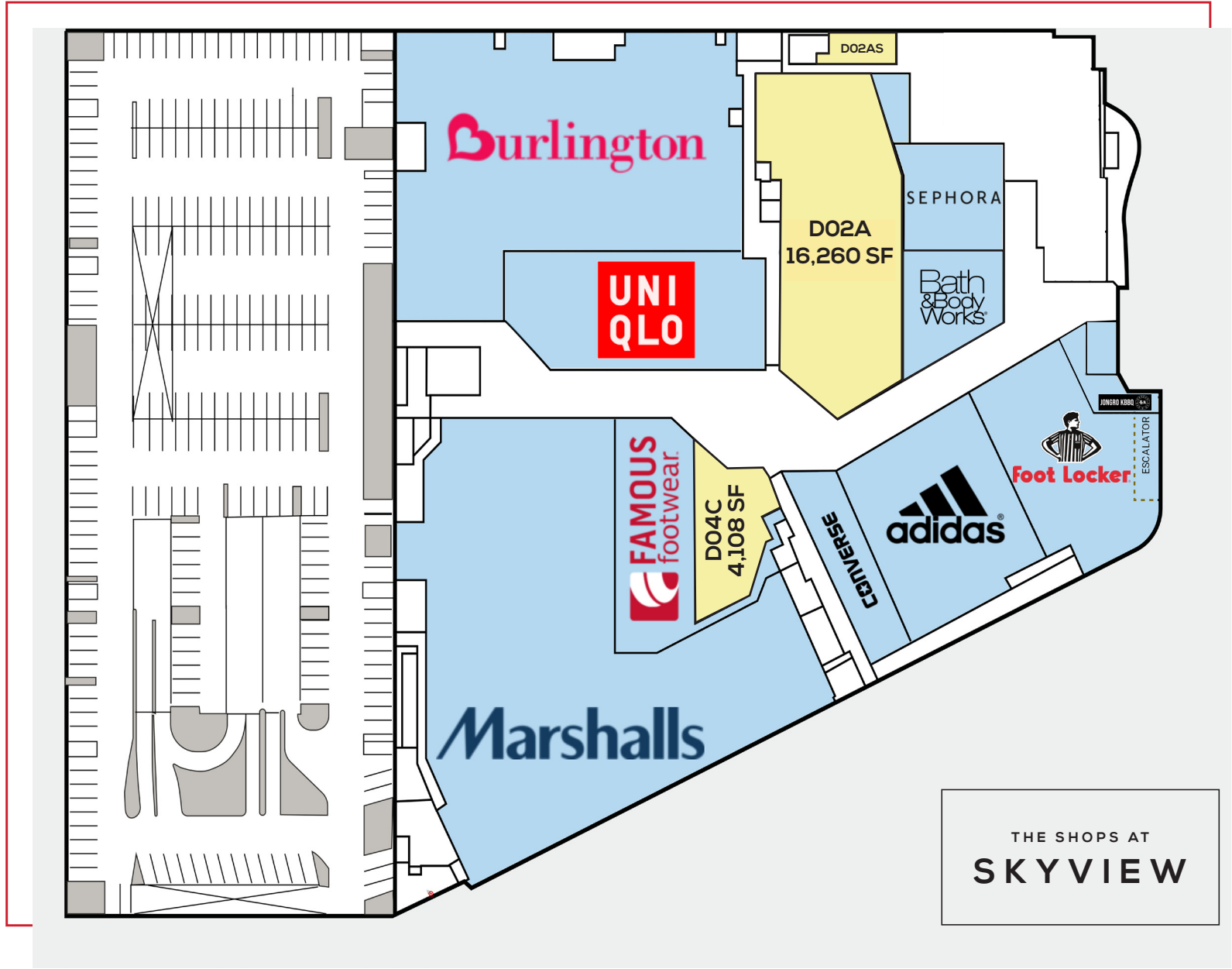


AN ENHANCED
EXPERIENCE

EAST BUILDING 2



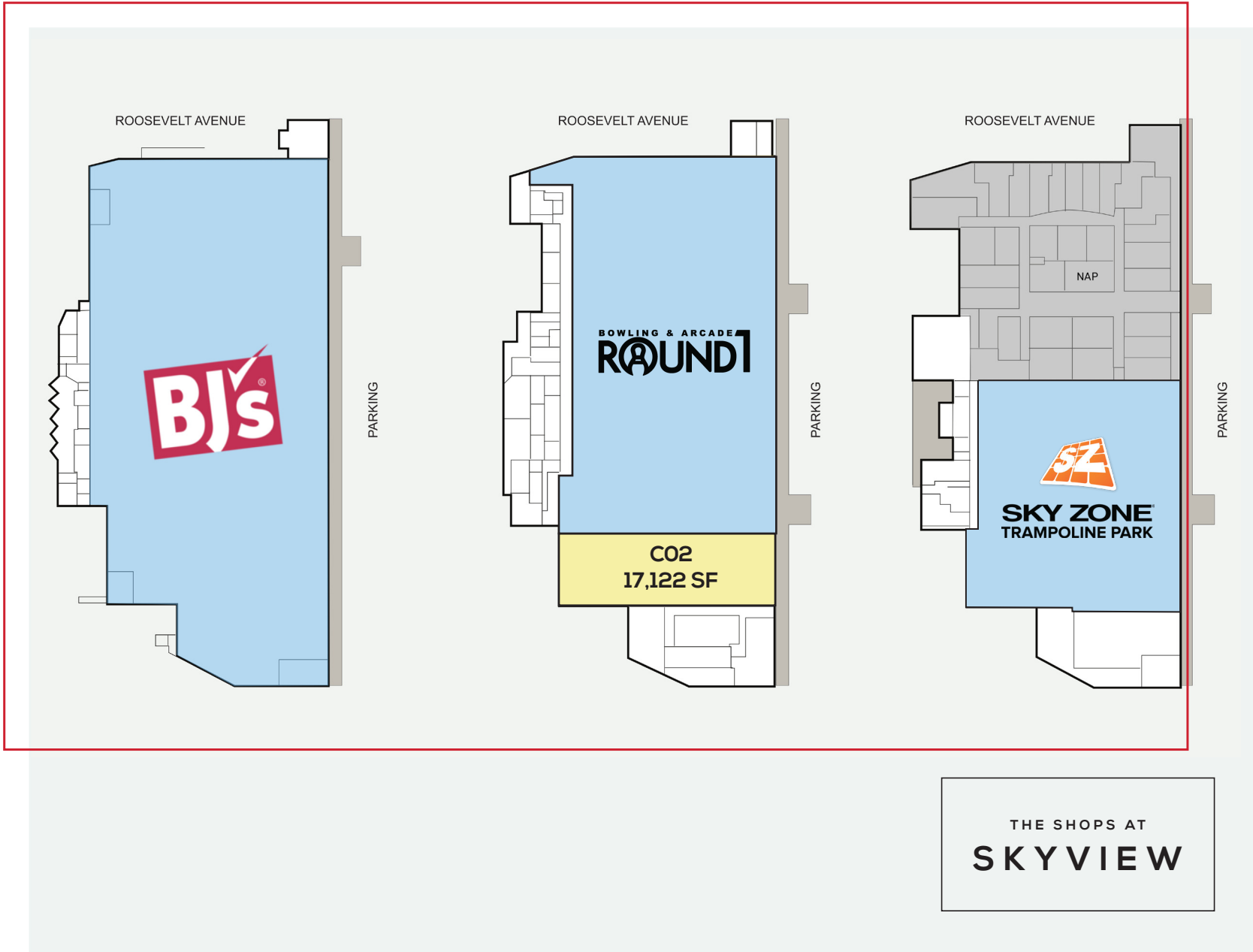
EAST BUILDING 4



EAST BUILDING 6



WEST BUILDING 1/3/5





Nike Clearance Store



OWNED AND MANAGED BY

Perform Properties

FORMERLY



SHOPCORE
PROPERTIES

FOR LEASING INFORMATION, PLEASE CONTACT:

BRIAN MCALUNEY | 215.330.4217 | 856.261.3111 | BMCALUNEY@PERFORMPROPERTIES.COM

THESHOPSATSKYVIEWNY.COM |   @THESHOPSATSKYVIEWNY