



THIS IS

THE SHOPS AT
SKYVIEW

YOU
PLACE

3.3

MILLIONS SF

Welcome to this 3.3 million SF mixed-use development comprised of desirable retail, luxury residences, and convenient medical offices in the heart of Flushing, NY.

THE SHOPS AT SKYVIEW


- 700,000 SF of multi-level retail and dining options, anchored by best-in-class value retailers

THE RESIDENCES & THE GRAND CONDOMINIUMS

- 1,100 luxury residences within 6 towers
- 24,000 SF of club house space
- 7 acres of green roof and amenity deck
- 2,500 space multi-level parking garage

SKYVIEW WELLNESS

- 50,000 SF of medical offices
- 32 medical condo units
- Services encompass doctors, dentists and wellness care



CAPTIVE AUDIENCE*

SHOPS AT SKYVIEW

12M

VISITORS
TO THE PROPERTY
ANNUALLY

SHOPS AT SKYVIEW

90

MINUTES
AVERAGE DWELL TIME

SHOPS AT SKYVIEW

1.4M

TRADE AREA
POPULATION

SKYVIEW RESIDENCES

3K+

RESIDENTS

GROWING POPULATION**

1-MILE: 93K

3-MILE: 770K

OUTPACES NATIONAL AVERAGE OF
HISPANIC AND ASIAN POPULATION

AVERAGE HH INCOME**

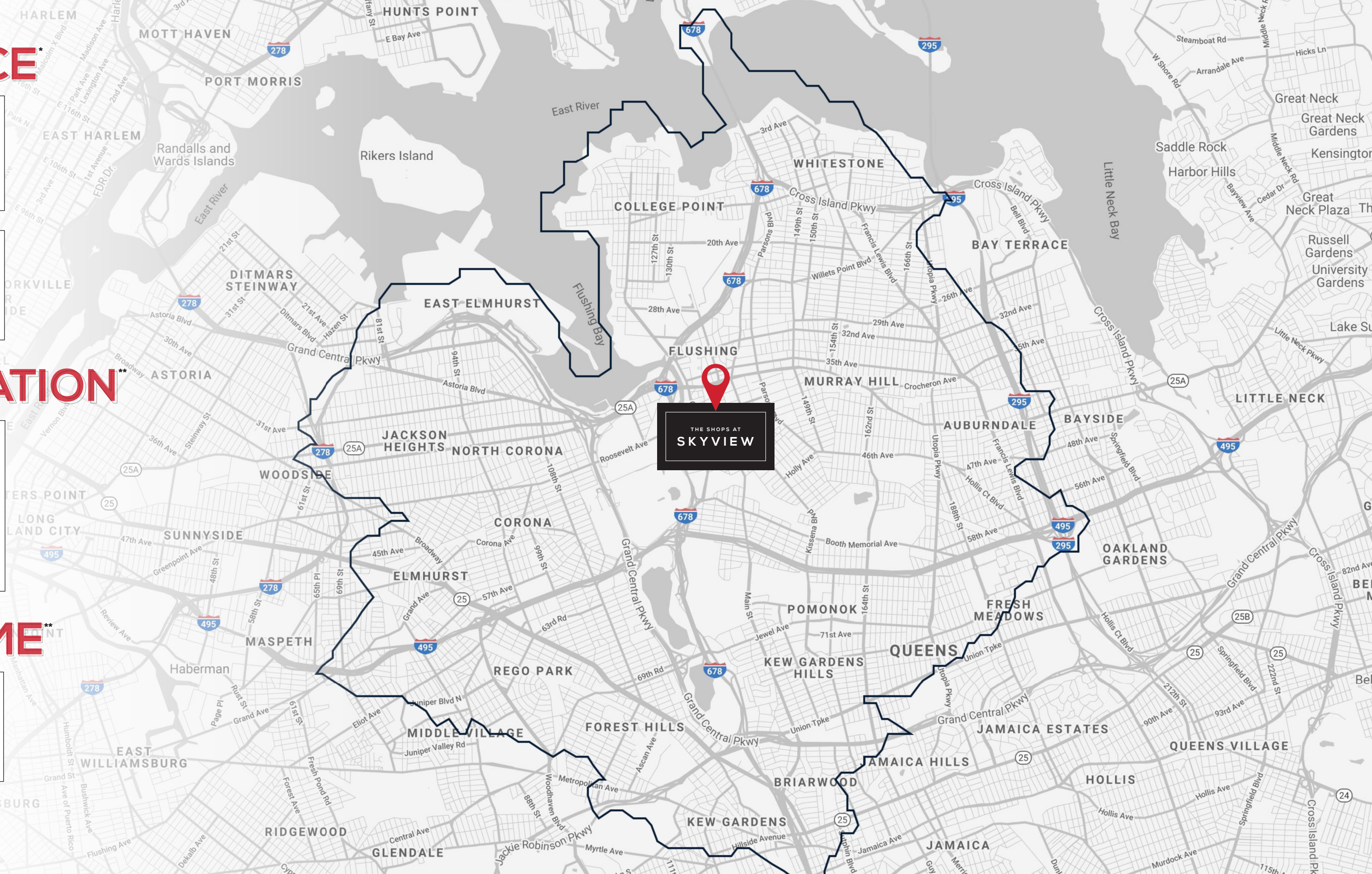
\$69K

(1-MILE RADIUS)

\$96K

(3-MILE RADIUS)

*Beonic Traffic Counters 2023 | **Creditell 2023



ITS ALL **HERE**

LESS THAN 1 MILE FROM
THE NEW NYCFC
SOCCER STADIUM
(EXPECTED 2027)
25,000 seat stadium capacity

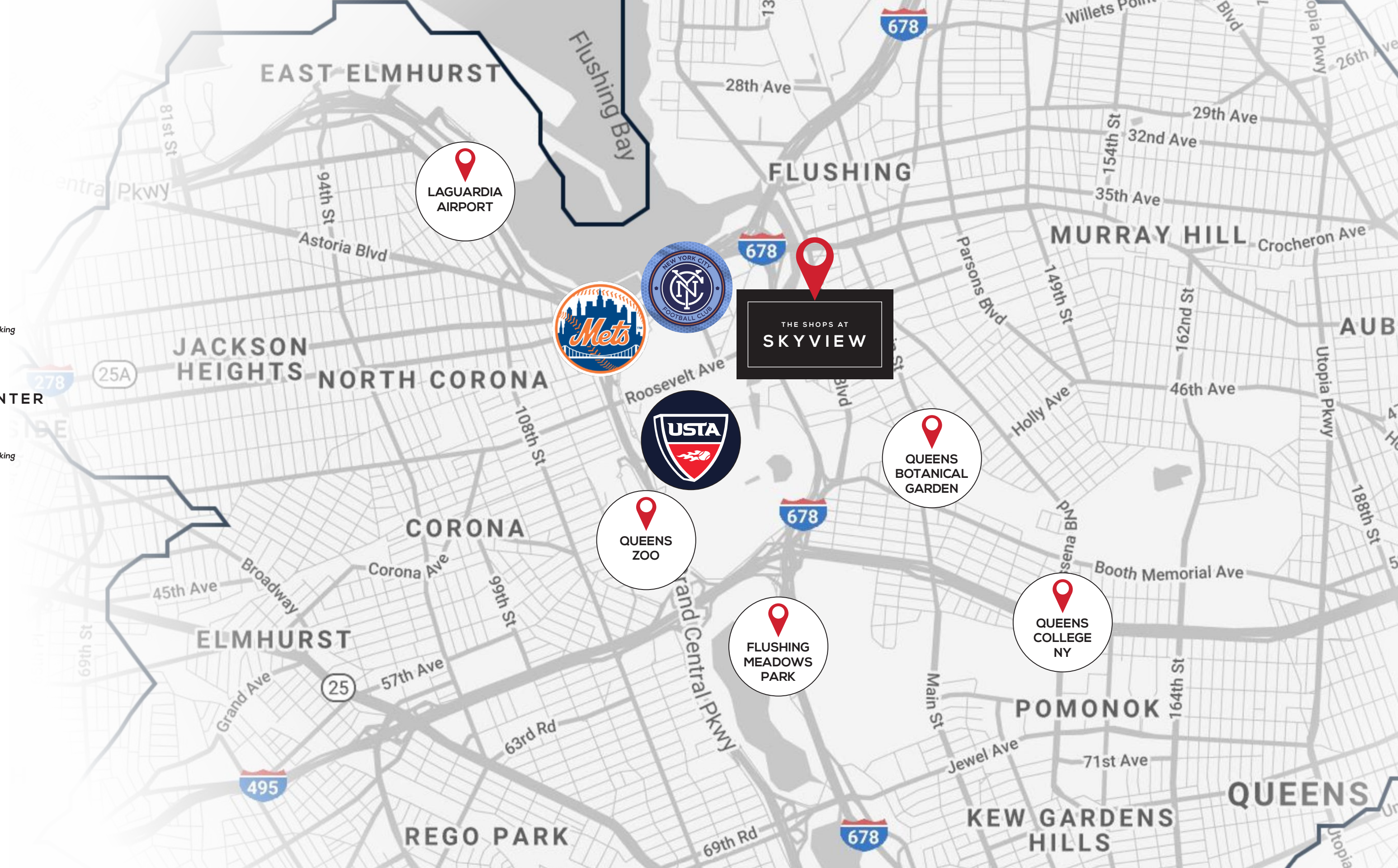
LESS THAN 1 MILE FROM
CITI FIELD STADIUM
2.5+ million visitors per year
41,992 seat stadium capacity
***Parking arrangement for overflow parking as well as employee parking*

LESS THAN 1 MILE FROM
USTA NATIONAL TENNIS CENTER
1 million + visitors per year
23,200 seat stadium capacity
***Parking arrangement for overflow parking as well as employee parking*

2 MINUTE DRIVE TO
FLUSHING MEADOWS
CORONA PARK
2+ million visitors per year

12 MINUTES FROM
LAGUARDIA AIRPORT
29 million passengers per year
Over 4,000 employees

NEIGHBORING QUEENS
AND JACKSON HEIGHTS
with populations of over 2 million



THE SHOPS AT
SKYVIEW

T

MILLION

ANNUAL VISITORS WITH AN AVERAGE
DWEELL TIME OF 90 MINUTES

PREMIER LOCATION

5 MINUTES

THE SHOPS AT
SKYVIEW

5-MINUTE WALK TO MTA AND LONG ISLAND RAILROAD

Highest trafficked subway station outside of Manhattan
Over 9 million riders stopping at Flushing-Main St (7 Line)
49 million annual rail commuters taking LIRR

5-MINUTE WALK TO MAIN STREET/ FLUSHING AVENUE BUS STOP

Bus stop adjacent to the center at Roosevelt and College Point
22 bus lines pass through/terminate in Downtown Flushing

OVER 165,000 VEHICLES PER DAY

on Van Wyck Expressway (I-678)
providing excellent access and visibility

EASY ACCESS

to all major local roadways with 2 parking garage
entry points and 3 pedestrian entrances

12 MINUTES FROM LAGUARDIA AIRPORT

with 29 million passengers per year
and over 4,000 employees

GROWING COMMUNITY

WILLETS POINT

- 25,000 seat soccer stadium
- 250-key hotel
- 2,500 residential units
- 650-seat school
- Work started Q1'23



FLUSHING WATERFRONT DISTRICT

- 29 acres of Flushing Creek
- 2025 targeted completion
- 13 towers with 1,725 residential units, including affordable housing
- 400K SF office and community space
- 287k SF retail space
- 879-key hotel
- 2025 targeted completion

20,000 VPD



ROOSEVELT AVENUE

165,000 VPD



FLUSHING POINT PLAZA


- Two residential towers (368 units)
- Private parking garage
- Q3'24 targeted completion

LONG ISLAND RAILROAD

22,844 VPD

COLLEGE POINT BOULEVARD

40TH ROAD



THE SHOPS AT
SKYVIEW

IN
RETAILERS

GOOD
COMPANY



SEPHORA



Marshalls



skyFOODS
昌發超市



THE SHOPS AT
SKYVIEW

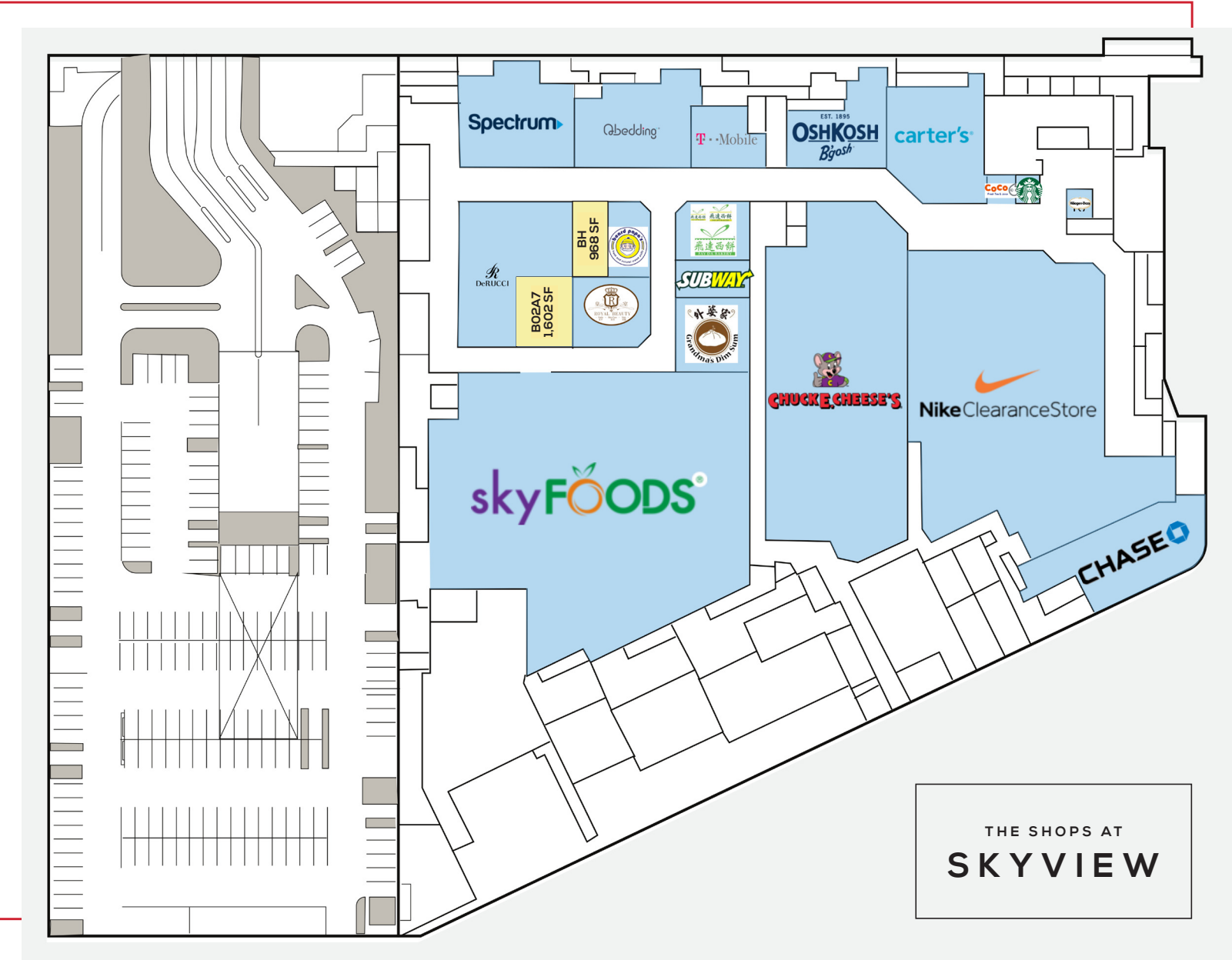


YOUR
PLACE REIMAGINED

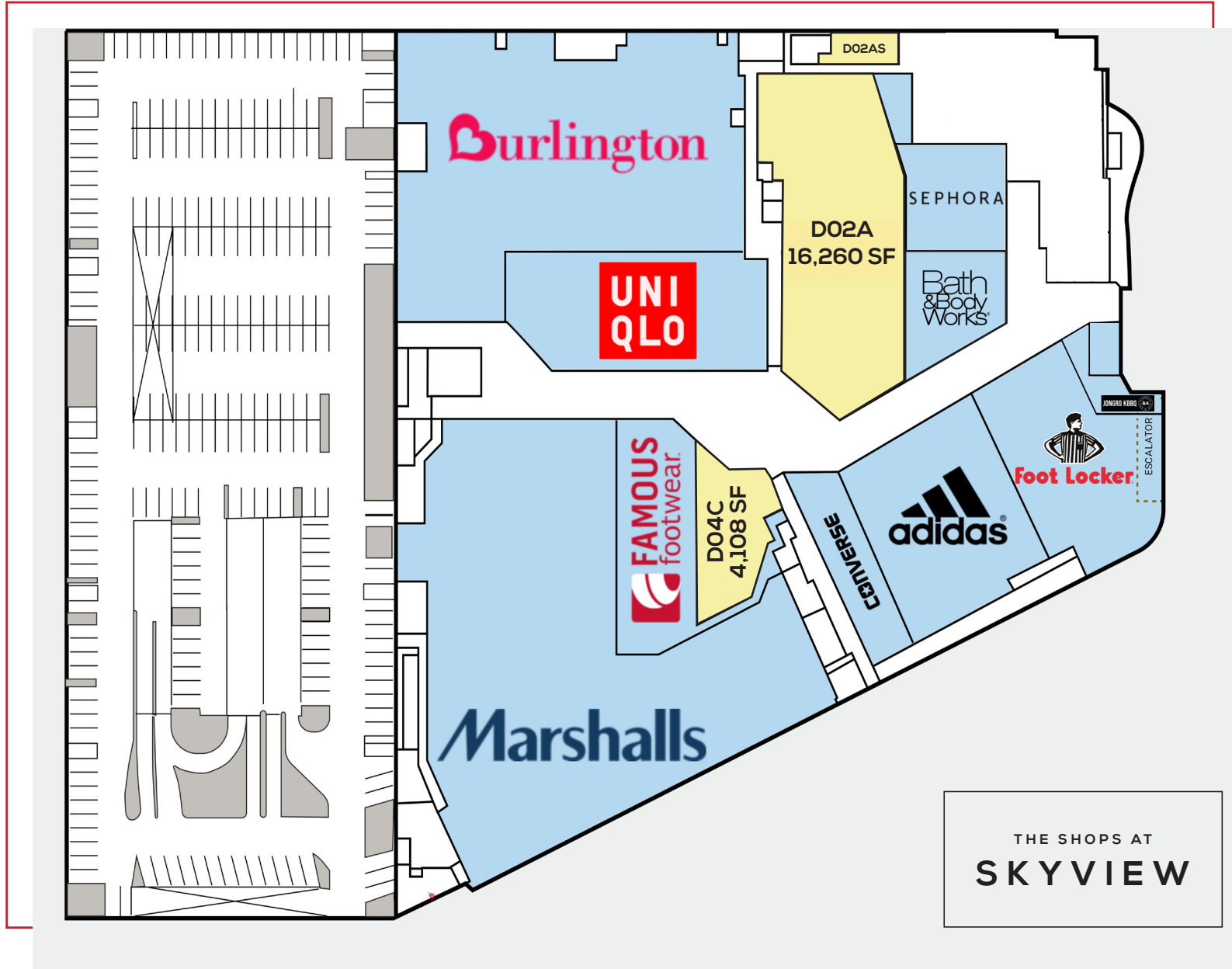


AN ENHANCED
EXPERIENCE

EAST BUILDING 2



EAST BUILDING 4



EAST BUILDING 6

WEST BUILDING 1/3/5





Nike Clearance Store



OWNED AND MANAGED BY



FOR LEASING INFORMATION, PLEASE CONTACT:

BRIAN MCALUNEY | BMCALUNEY@SHOPCORE.COM | 215.330.4217 | 856.261.3111

THESHOPSATSKYVIEWNY.COM |   @THESHOPSATSKYVIEWNY